

COUNTRY GENERAL INFORMATION (World Bank, 2016)

Total population:	60,600,590
Gender F / M (%):	51.4 / 48.6
Population, age group <15/≥15 years (%):	13.7 / 86.3
Life expectancy at birth (F/M, years) (2015):	84.9 / 80.3
GDP (PPP int \$):	38,160
Income status:	High
Number of 2 nd sub-national administrative level divisions, name:	107, Province

EPIDEMIOLOGY

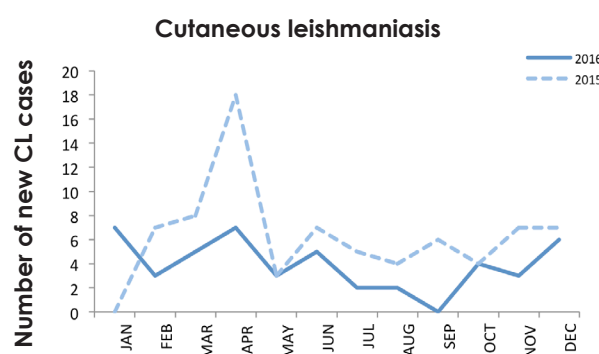
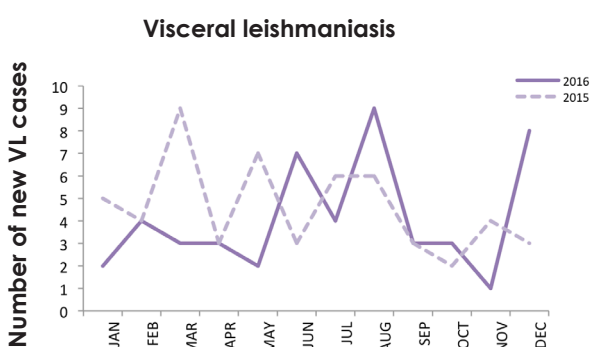
	VL	CL	PKDL	MCL
Endemicity status:	Endemic	Endemic	Non endemic	Non endemic
Number of new cases (incidence):	No data	No data	N/A	N/A
Number of relapses ¹ :	No data	No data	N/A	N/A
Total number of cases:	49	47	N/A	N/A
Imported cases (#, %):	No data	No data	N/A	N/A
Gender distribution (% F) ² :	43	40	N/A	N/A
Age group distribution (% <5/5-14/>14):	(8/6/67)	(0/2/98)	N/A	N/A
Incidence rate (cases/10,000 population in endemic areas):	0.02	0.04	N/A	N/A
Number of endemic 2 nd sub-national administrative level divisions:	37	23	N/A	N/A
Population at risk ² (% # at risk/total population):	52% 31,636,468/60,600,590	28% 17,054,028/60,600,590	N/A	N/A
Was there any outbreak?	No	No	N/A	N/A
Number of new ³ foci:	Unknown	Unknown	N/A	N/A

N/A = Not applicable; ¹ Relapse is defined in this country as: "No definition available"; ² Defined as "Number of people living in 2nd sub-national administrative level endemic areas"; ³ Defined as "In this reporting period, an area at the 2nd sub-national administrative level reporting cases for the first time ever".

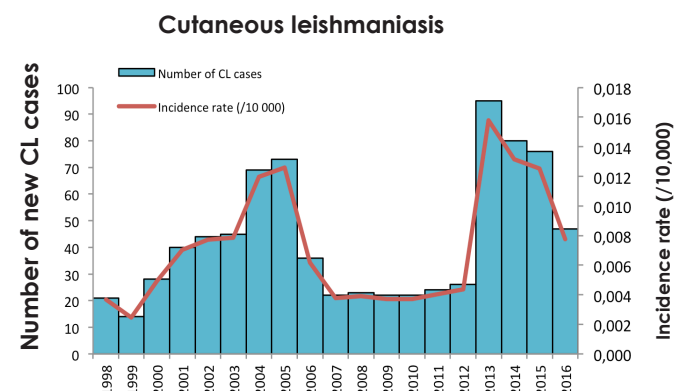
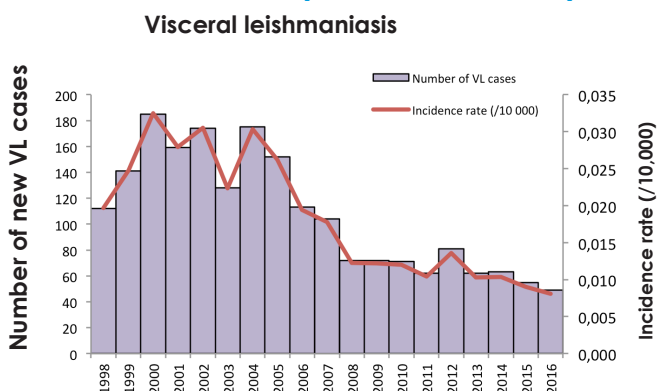
Monthly distribution of new cases (January-December)

2016	JAN	FEB	MAR	APR	MAY	JUN	JUL	AUG	SEP	OCT	NOV	DEC
VL	2	4	3	3	2	7	4	9	3	3	1	8
CL	7	3	5	7	3	5	2	2	0	4	3	6

VL = visceral leishmaniasis; CL = cutaneous leishmaniasis; PKDL= post-kala-azar dermal leishmaniasis; MCL = mucocutaneous leishmaniasis



Incidence rate/10,000 (at the national level) and number of new cases from 1998 to 2016



Disease distribution of new VL and CL cases at province level per 10,000 population (2016)



www.who.int/leishmaniasis/Map-VL-Ita-2016.png

The boundaries and names shown and the designations used on these maps do not imply the expression of any opinion whatsoever on the part of the World Health Organization concerning the legal status of any country, territory, city or area or of its authorities, or concerning the delimitation of its frontiers or boundaries. Dotted and dashed lines on maps represent approximate border lines for which there may not yet be full agreement.

Map production: WHO/HTM/NTD/IDM



www.who.int/leishmaniasis/Map-CL-Ita-2016.png

CONTROL AND SURVEILLANCE

Year Leishmaniasis National Control Programme (LNCP) was established:	1934
Type of surveillance:	Integrated
Is there a vector control programme?	No
Type of insecticide used for Indoor residual Spraying (IRS):	Not available
Year latest national guidelines:	1990
Is leishmaniasis notifiable (mandatory report)?	Yes
Is there a reservoir host control programme?	Yes
Number of leishmaniasis health facilities:	Not available

DIAGNOSIS

	VL	CL	PKDL	MCL
Number of people screened actively for:	No data	No data	N/A	N/A
Number of people screened passively for:	No data	No data	N/A	N/A
Cases diagnosed by RDT (% , # RDT+/ total VL cases):	No data	N/A	N/A	N/A
Proportion of positive RDT (% , # RDT+/total RDT):	No data	N/A	N/A	N/A
Cases diagnosed by direct exam (parasitology) (% , # slides + / total cases):	No data	No data	N/A	N/A
Proportion of positive slides (% , # slides + / total slides):	No data	No data	N/A	N/A
Cases diagnosed clinically (% , # clinical cases/ total cases):	No data	No data	N/A	N/A
Proportion of CL cases with lesions equal to or greater than 4cm:	N/A	No data	N/A	N/A
Proportion of CL cases with 4 or more lesions (% , # CL cases/ total CL cases):	N/A	No data	N/A	N/A
Percentage of cases with HIV coinfection:	No data	N/A	N/A	N/A

N/A = Not applicable; RDT = rapid diagnostic test; HIV = human immunodeficiency virus.

TREATMENT AND MEDICINES

- ▶ Is treatment provided for free in the public sector? **Yes**
- ▶ Antileishmanial medicines included in the National Medicine List: **Amphotericin B deoxycholate, Liposomal amphotericin B, Pentamidine**

TREATMENT OUTCOME

	VL	CL
Proportion of cases treated* (% , # treated cases/ total cases):	100% (49/49)	100% (47/47)
Initial cure rate (% , # cases initially cured /total cases):	No data	No data
Failure rate ⁴ (% , # patients with treatment failure /total cases):	No data	No data
Case fatality rate (% , # patients who died/ total cases):	No data	No data

VL = visceral leishmaniasis; CL = cutaneous leishmaniasis; PKDL= post-kala-azar dermal leishmaniasis; MCL = mucocutaneous leishmaniasis

⁴Failure in this country is defined as: "No definition available".

* This indicator only apply to new and relapse cases